



















## Noko Is Curious!

This activity has been designed to encourage **understanding, compassion and inclusivity** amongst students. Through this, we seek to inspire children to be curious about what's similar (*and different*) about each other. Often we end up realizing that we are not so different after all! This activity affords students the opportunity to deepen the bond with their fellow classmates, and allows us to further **embed a Culture Of Compassion**.

### Instructions:

1. Please print, cut out & laminate 2 copies of each character
2. Place all cut out characters in a bag
3. Have each student pick out one character (without peeking)
4. Once every student has a character, pair them up according to their chosen character.  
**1.e. those 2 students who got the Noko image need to be paired up, & the same for the rest of the characters.**
5. Instruct students to complete one of the tasks listed on **page 3** within a set time limit (or break), writing their partner's answers down in their workbook (**page 4 & 5**)
6. Once they have completed their tasks, have students sit in a circle (next to their paired partner)
7. One-by-one have students report back the new things they learned about their classmate. Once they're done, have them shake their partner's hand and move on to the next!
8. Do this activity every day, until each student has been paired with every of your other students, further fostering healthy relationships & harmony within your classroom!







## Noko Is Curious!

**Remember, they have to report back to the class at the end of break.**

1. Have students ask their partner what their favorite game is, what the rules are & have them show them how it's played!
2. Have students ask their partner what (if any) after school activity they partake in, which is their favorite of them all, & why.
3. Have each student ask their partner what their name means, & whether they have a middle name. If they don't know the meaning of their name(s), have them research it together! Also, have them ask each other who they are named after (**i.e.** their grandmother/grandfather etc.).
4. Have partnered students to ask each other what they like & appreciate about one another, focusing on their skills & abilities.
5. Have students ask the other to teach them a special skill that they'd like to learn from the other. *How did they feel once they accomplished this new skill?*
6. Have students ask each other what their favorite family tradition or activity is, & why.
7. Have the paired students show their home-packed lunch/snack & explain why it is their favorite food. **Provided there are no food allergies to be concerned about**, allow students to offer to share their snack with their partner.
8. Have students ask each other what they think makes a *fantastic friendship* - what ingredients does a fantastic friendship need to be successful?
9. Have students ask each other how they can be a better friend to their partner. How can they let their partner feel more supported by them? How will they follow through and help their partner feel better/included/supported?
10. Once we have completed the one-on-one tasks/activities, move on to the group activities. Have the paired partners invite their respective groups of friends to sit together at recess as they eat or play. Have them report back on their experience. What did they learn about each other?

# Noko Is Curious!

## Answers



Activity 1 Answers:

Classmate's Name:

---

---

---

Activity 2 Answers:

Classmate's Name:

---

---

---

Activity 3 Answers:

Classmate's Name:

---

---

---

Activity 4 Answers:

Classmate's Name:

---

---

---

Activity 5 Answers:

Classmate's Name:

---

---

---

***"I CHOOSE to include;  
Coz otherwise, I'm rude.  
NO WAY am I rude;  
So, I CHOOSE to INCLUDE!"***

# Noko Is Curious! Answers



Activity 6 Answers:

Classmate's Name:

---

---

---

Activity 7 Answers:

Classmate's Name:

---

---

---

Activity 8 Answers:

Classmate's Name:

---

---

---

Activity 9 Answers:

Classmate's Name:

---

---

---

Activity 10 Answers:

Classmate's Name:

---

---

---

---

**Thank you for being your best and learning about the rest!**